



COMPANIA DE APĂ ARAD S.A.

Strada Sabin Drăgoi 2-4 Arad, Județul Arad România, cod poștal 310178
CIF/CUI: RO 1683483 ORC: 302/1.10/21.02.1991
Capital versat și subscris: 9.659.000 Lei
IBAN: RO72 RNCB 0015 0061 5684 0001 - BCR



tel: +40 257 270 849
+40 257 270 843
fax: +40 257 270 961
aplicatii@caarad.ro
www.caarad.ro
program între 8:00 - 16:00

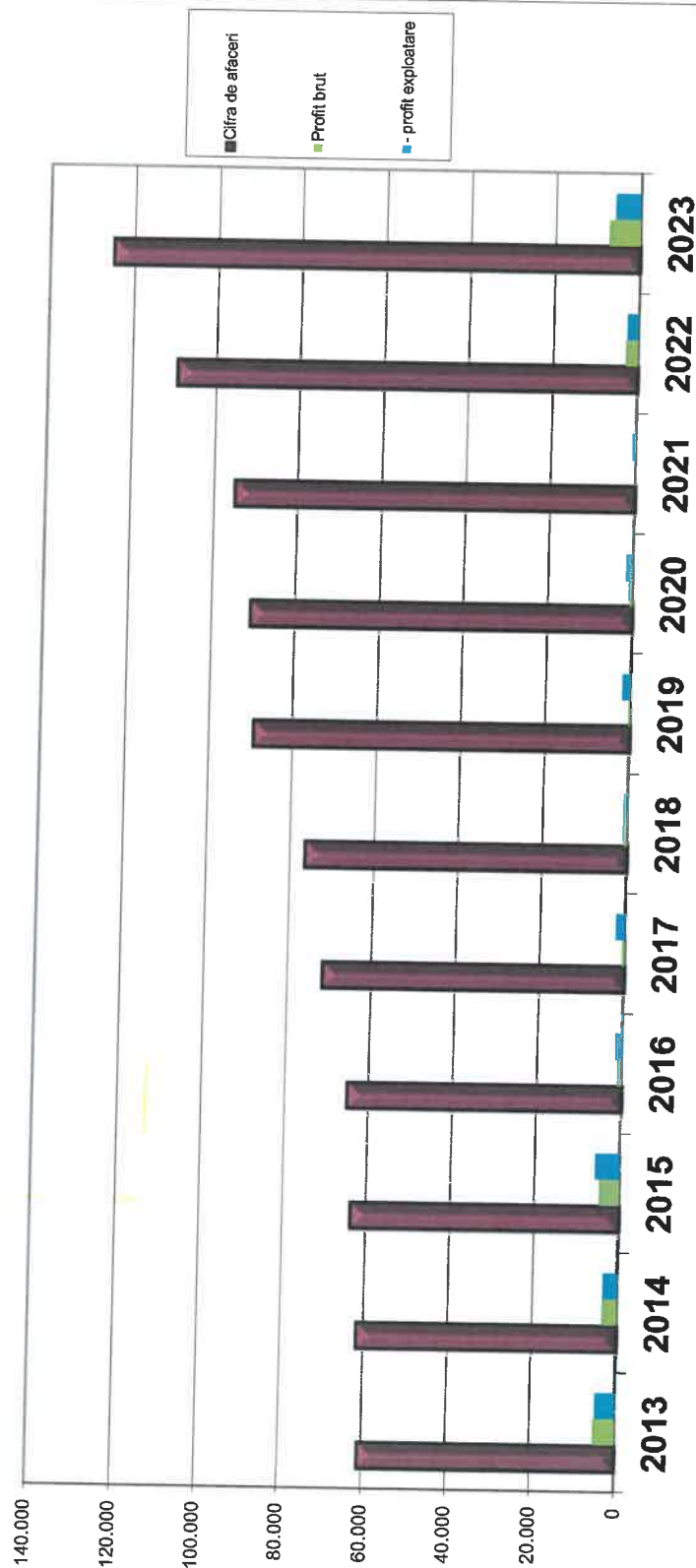
Anexa nr. 1

Indicatori Economico - Financiar 2013 - 2023

	2013	2014	2015	2016	2017	2018	2019	2020	2021	2022	2023
1 Cifra de afaceri	61.242.523	61.935.262	63.869.755	65.284.889	71.696.887	76.377.753	89.338.358	90.677.328	95.013.517	109.200.505	124.869.306
2 Valoarea activelor fixe	214.991.245	290.347.124	409.921.738	473.790.509	500.093.065	512.146.238	443.317.558	440.610.013	457.838.261	378.237.403	377.902.264
3 Venituri totale din care :	70.703.618	67.528.232	79.037.492	74.804.293	78.418.983	82.490.368	94.801.486	95.189.937	102.909.772	119.285.376	149.010.910
- venituri exploatare	69.326.081	66.870.878	78.443.186	72.943.388	77.376.245	81.676.361	94.317.288	94.887.307	102.494.819	116.771.973	146.116.831
4 Cheltuieli totale	65.512.757	63.956.027	74.183.893	73.777.178	77.703.811	81.548.066	94.263.699	94.358.389	102.601.948	116.261.129	141.561.133
- cheltuieli de exploatare	64.495.265	63.381.981	72.517.468	71.395.640	75.094.355	80.673.321	92.325.188	93.324.697	101.680.005	114.048.717	140.014.702
5 Profit brut	5.190.861	3.572.205	4.853.599	1.027.115	715.172	942.302	537.787	831.548	307.824	3.024.247	7.449.777
- profit exploatare	4.830.816	3.488.897	5.925.718	1.547.748	2.281.890	1.003.040	1.992.100	1.562.610	814.814	2.723.256	6.102.129
6 Datorii totale	33.109.151	28.701.347	71.449.347	93.178.026	75.455.135	68.083.901	61.041.862	55.206.190	51.299.441	47.082.874	37.721.783
7 Creante totale	48.102.376	44.166.087	33.606.228	23.417.181	30.046.334	33.062.796	30.201.899	30.454.832	29.021.704	25.315.713	30.578.308
8 Rata profitului (profit / cifra de afaceri)	8,48	5,77	7,60	1,57	1,00	1,23	0,60	0,92	0,32	2,77	5,97
9 Rata rentabilitatii totale	7,92	5,59	6,54	1,39	0,92	1,16	0,57	0,88	0,30	2,60	5,26
10 Rata rentabilitatii exploatare	7,49	5,50	8,17	2,17	3,04	1,24	2,16	1,67	0,80	2,39	4,36
11 Durata de plata a furnizorilor	28,03	32,21	31,21	31,91	34,94	28,36	40,21	33,34	51,62	50,60	72,02
12 Durata de incasare a clientilor	63,14	64,48	71,22	59,14	68,76	51,75	47,34	50,39	49,44	34,19	60,89

Anexa 1a

Situatia Cifrei de afaceri si a profitului pe perioada 2013-2023





COMPANIA DE APA ARAD S.A.
Cămin, Satul Dragoi 7-4 Arad, Județul Arad România, cod poștal 310178
Cămin, Satul Dragoi 7-4 Arad, Județul Arad România, cod poștal 310178
Capital versat și subscris 9.499.710/21.02.1991
IBAN: RO72 RNCB 0015 0081 5684 0001 - BCR



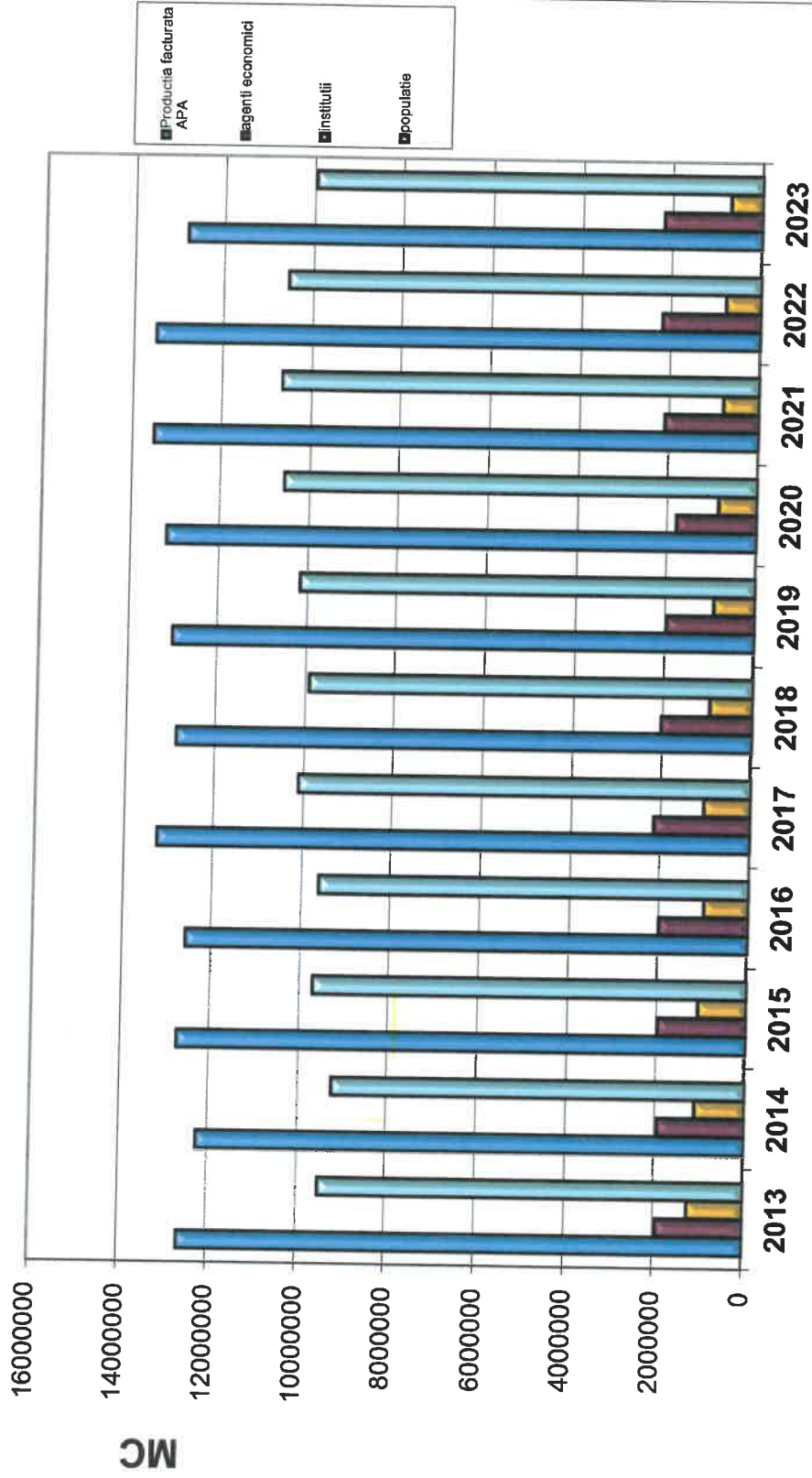
tel: +40 257 270 849
fax: +40 257 270 849
www.apaarad.ro
program între 8.00 - 16.00

Anexa 2

Productia fizica facturata pe perioada 2013 - 2023


AN	Productia facturata APA	din care			Productia facturata CANAL MENAJER	din care			Productia facturata CANAL PLUVIAL	din care		
		agenti economici	instituti	populatie		agenti economici	instituti	populatie		agenti economici	instituti	populatie
2013	12.653.152	1.923.746	1.236.040	9.493.366	8.246.229	1.591.767	928.242	5.726.220	0			
2014	12.252.775	1.925.193	1.104.753	9.222.829	8.497.536	1.615.110	843.608	6.038.818	0			
2015	12.715.309	1.958.660	1.065.938	9.690.711	8.868.234	1.668.226	828.845	6.371.163	0			
2016	12.559.823	1.982.002	982.438	9.595.383	8.963.599	1.729.340	770.177	6.464.082	0			
2017	13.243.858	2.127.685	1.020.461	10.095.712	9.397.421	1.757.168	782.292	6.857.961	0			
2018	12.859.865	2.015.856	944.562	9.899.446	9.538.621	1.684.324	727.164	7.127.133	405.931	244.096	161.835	0
2019	12.990.884	1.942.454	900.797	10.147.633	9.922.583	1.619.113	725.409	7.578.061	2.361.416	1.257.008	1.104.408	0
2020	13.164.224	1.766.965	850.101	10.547.159	9.888.006	1.532.105	647.907	7.707.994	2.583.174	1.457.824	1.125.350	0
2021	13.500.736	2.075.762	783.966	10.641.008	9.952.180	1.759.675	489.075	7.703.429	2.471.357	1.409.532	1.061.825	0
2022	13.479.246	2.176.776	769.185	10.533.285	10.053.879	2.078.375	450.838	7.524.665	2.340.654	1.293.278	1.047.376	0
2023	12.803.301	2.161.440	700.605	9.941.256	9.770.688	1.967.043	465.339	7.338.306	2.856.596	1.657.342	1.199.253	0

Productia fizica facturata APA pe perioada 2013-2023



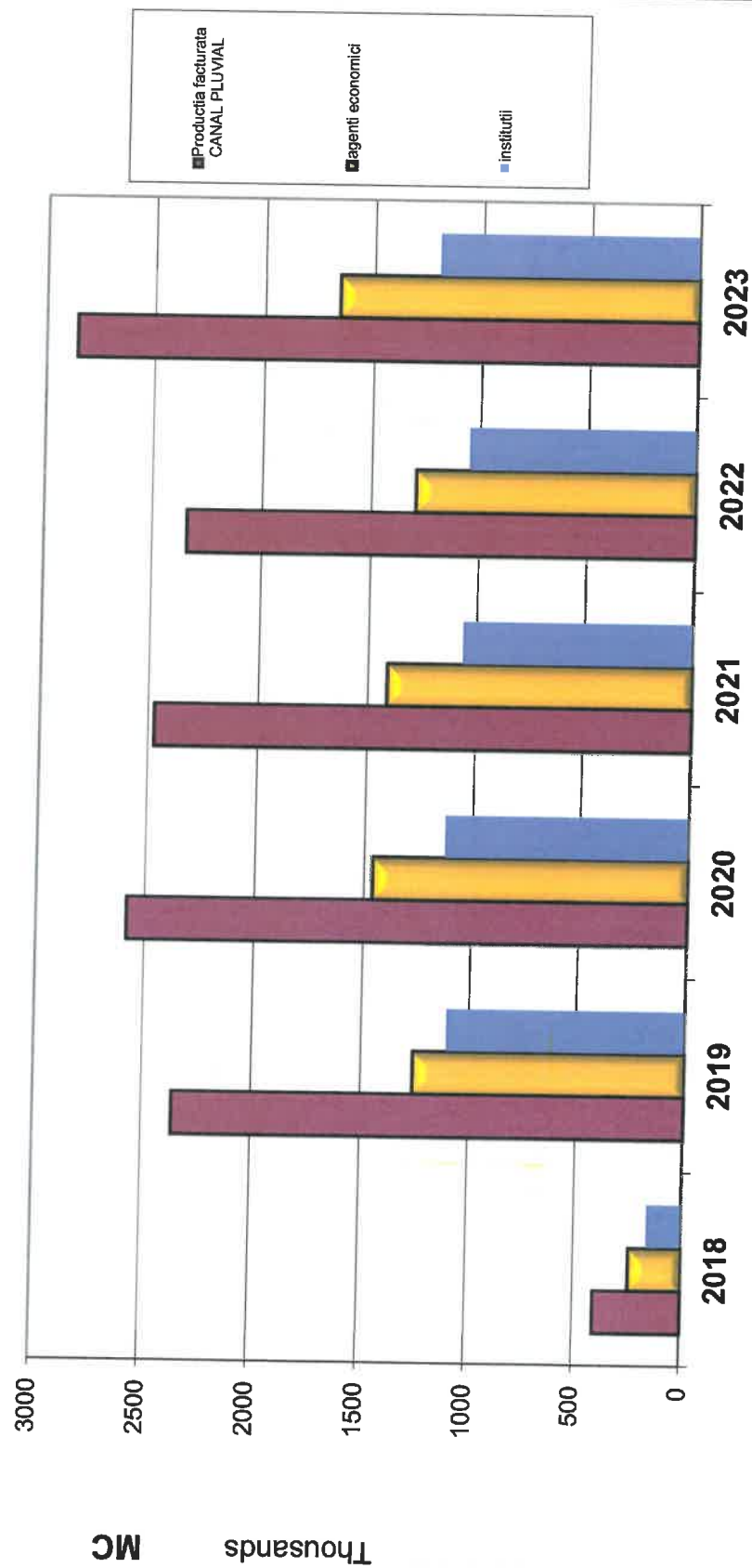
Anexa 2b

Productia fizica facturata CANAL MENAJER pe perioada 2013-2023



Anexa 2c

Productia fizica facturata CANAL PLUVIAL pe perioada 2018-2023



**COMPANIA DE APĂ ARAD S.A.**

Strada Sabin Drăgoi 2-4 Arad, județul Arad România, cod poștal 310378

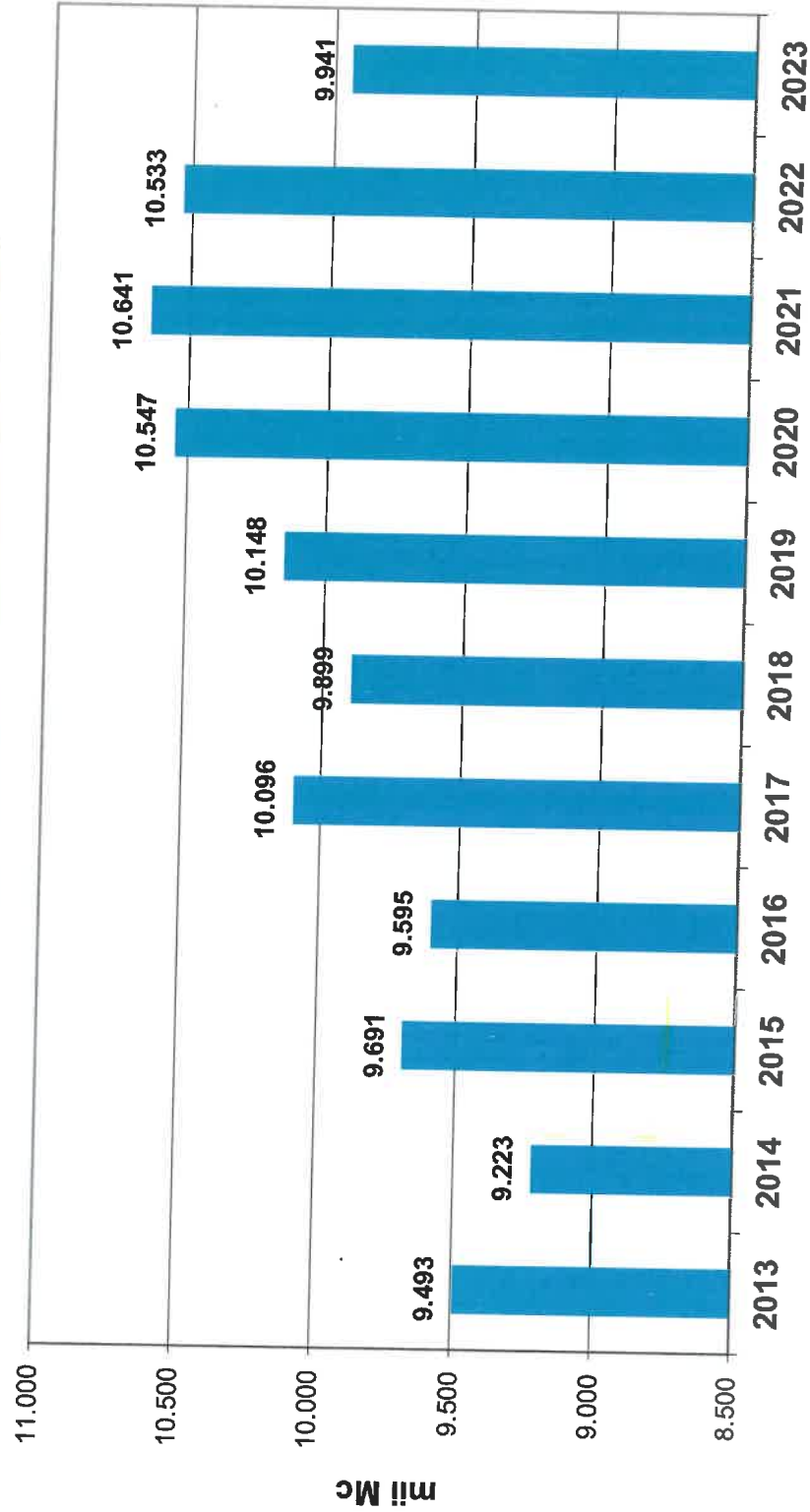
CIF/CUI: RO 1683483, ORC: J02/110/21.02.1991

Capital vărsat și subscris: 9.659.000 Lei

IBAN: RO72 RNCB 0015 0061 5684 0001 - BCR

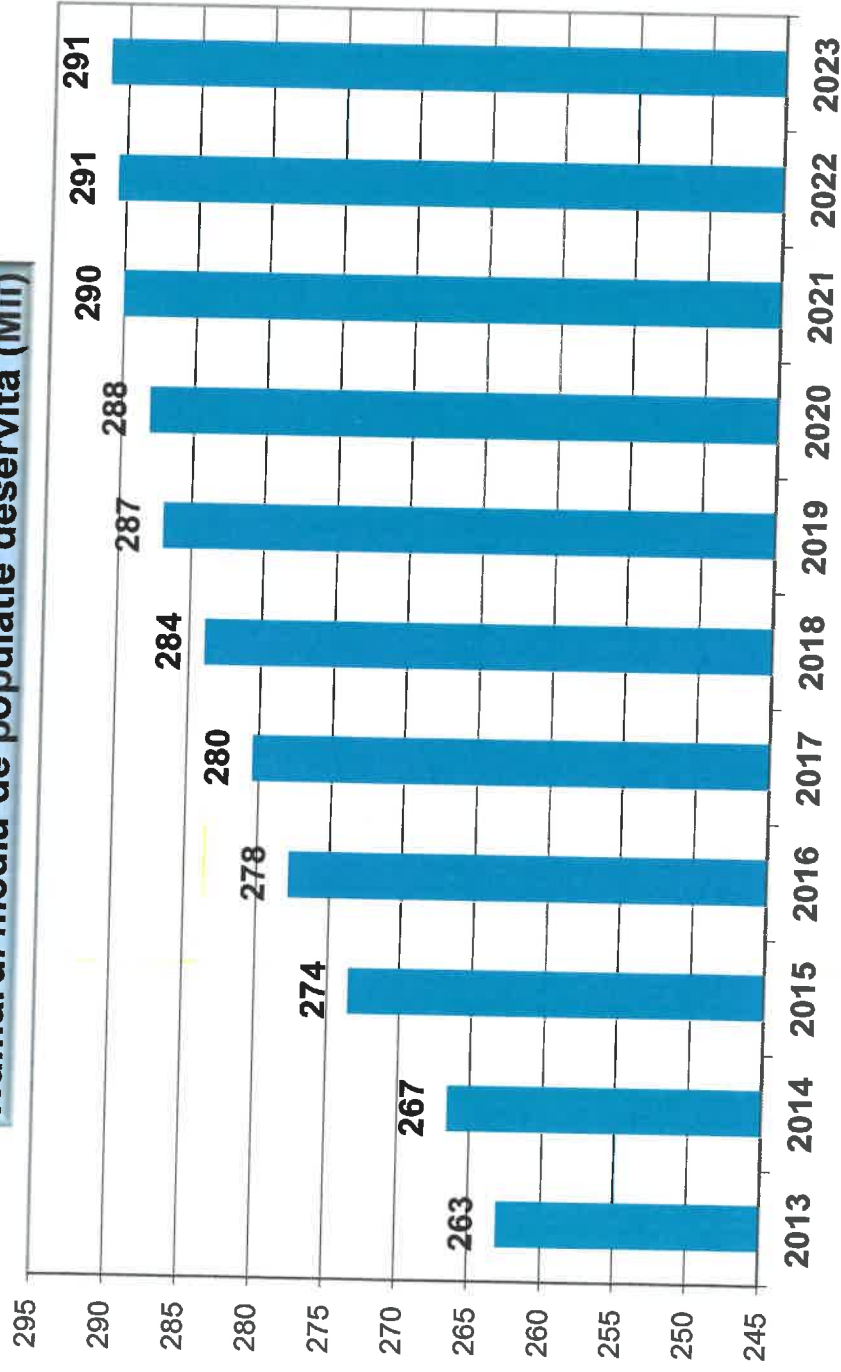
tel: +40 257 270 849
+40 257 270 843
fax: +40 257 270 981
apacania@caarad.ro
www.caarad.ro
program între 8:00 - 18:00**Anexa 3****Situatia consumului specific de apa aferent populatiei**

AN	Cantitate apa distribuita populatie	Numarul populatie deservita	Consum specific
2013	9.493.366	263.060	3,01
2014	9.222.829	266.547	2,88
2015	9.690.711	273.556	2,95
2016	9.595.383	277.833	2,88
2017	10.095.712	280.472	3,00
2018	9.899.446	283.964	2,91
2019	10.147.633	286.991	2,95
2020	10.547.159	288.072	3,05
2021	10.641.008	290.065	3,06
2022	10.533.285	290.602	3,02
2023	9.941.256	291.258	2,84

Cantitate de apa distribuita populatiei 2013-2023

ANEXA 3b

Numarul mediu de populatie deservita (Mii)



**SITUATIA CONSUMULUI SPECIFIC DE APA AFERENT
POPULATIEI**